


# BOZ

## A Busy Body Day!

### TREEHOUSE TIME!™



**BOZ  
BUZZ!**

To share with moms in advance of this lesson

Physical activity is the next theme for *BOZ Treehouse Time!*, an appropriate topic for young children who are always on the go. Children will jump for joy after hearing the Easter message that "Jesus is with us." Talking with your child about the importance of exercise would be a good way to prepare your child for this session; moving with your child would be even better (and more fun!).

Dr. Mary Manz Simon - Editor, Contributor  
Christy Pitney - Copy Editor

Visit [BozTheBear.com](http://BozTheBear.com)

MOPPETS

1

exclaim

# BOZ

## TREEHOUSE TIME!™

## A Busy Body Day!

### Introducing *Treehouse Time!*

*BOZ Treehouse Time!* encourages young children to discover God's world through play-based, faith-focused activities. The interactive learning experiences will help children know and love God.

Because many younger children are not enrolled in a formal program for learning, MOPPETS is their "school." Ideas and activities in *Treehouse Time!* are developmentally appropriate for children under the age of 6. This includes the selective use of interactive media to extend children's active engagement as they explore, create, learn and imagine.

Young children gain a great deal of security from routine, so develop a logical pattern that can be used for each session, even if adult leaders rotate.

The lesson elements are designed to be flexible, so feel free to establish a routine that works best for your group.


For example, after children are checked in, you might follow this plan:

- \* After the children have arrived, say "It's *Treehouse Time!*  
Come and sit down in front of me on the rug."
- \* Look in the BOZ bag. Use children's responses to extend the conversation about the object or theme. Introduce the memory verse during this opening discussion.
- \* Do the activity rhyme.
- \* Show the video.
- \* Do a craft.
- \* Encourage the children to float back into free play after completing the craft.
- \* Pray and then serve the snack.
- \* Do the activity rhyme.
- \* Read a book.
- \* Say the closing prayer.
- \* End with the *BOZ Treehouse Time!* rhyme.



Visit [BozTheBear.com](http://BozTheBear.com)

MOPPETS



**TREEHOUSE TIME!**

**A Busy Body Day!**

## Lesson Guide

**Lesson Overview**

Key points and concepts of your lesson

**Let's Get Ready!**

Options to help you set the stage for your lesson, including themed coloring/activity sheets!

**Gathering Rhyme**

Initial callout that *BOZ Treehouse Time!* is beginning

**BOZ Bag**

A fun group participation guessing game to introduce the lesson's theme

**Activities**

Options for theme-based activities, including interactive songs, stories and poems

**Crafts**

Make-and-take crafts that help extend the lesson

**Snacks**

Simple, easy-to-prepare options that reinforce the lesson theme or season

**BOZ Video Presentation**

Engaging, theme-based BOZ video episode, along with pre-viewing and follow-up questions to emphasize theme

**Closing Prayer**

Easy-to-learn closing verse and brief prayer for the end of each session



Visit [BozTheBear.com](http://BozTheBear.com)



# BOZ

## TREEHOUSE TIME!™



## A Busy Body Day!

### Lesson Overview

#### Just for You

Easter falls on April 5 this year, so this session includes references to the holiday. However, if MOPS is scheduled to meet on one of the very first days in April, simply flip the March and April sessions. Whenever you use this lesson, the message of Easter — Jesus is with us — will still be relevant.

#### Memory Verse

Jesus is always with me.  
(from Matthew 28:20)

#### Biblical Concept

He is risen!

#### Concept in Action

I can celebrate that Jesus is alive.



Visit [BozTheBear.com](http://BozTheBear.com)



# BOZ

## TREEHOUSE TIME!™



## A Busy Body Day!

### Let's Get Ready!

*Suggestions and ideas to help get your room, space or table ready.*

Tape newspaper to the floor along a wall. Use masking tape to attach to the newspaper a length of newsprint, craft paper or drawing paper. Pour thinned, sunset-colored paints (pastel pink, yellow, blue, purple and orange) into shallow disposable pans.

Lay a feather duster and/or large feathers by each pan. Provide aprons. (For makeshift aprons, cut head and arm holes from plastic garbage bags.) Then invite children to paint anywhere on the paper roll by gently dipping the dusters into the paint.

Having this activity available when children enter will allow the paint to dry before the session ends. After the paint dries, glue or tape a large black construction paper cross and two smaller crosses to the mural background. Obtain permission to hang the mural in a visible hallway with a sign that reads, "MOPPETS celebrate Easter."



*Invite older children to make and cut out the crosses from construction paper.*



The following coloring/activity pages can be printed and copied for your MOPPETS.



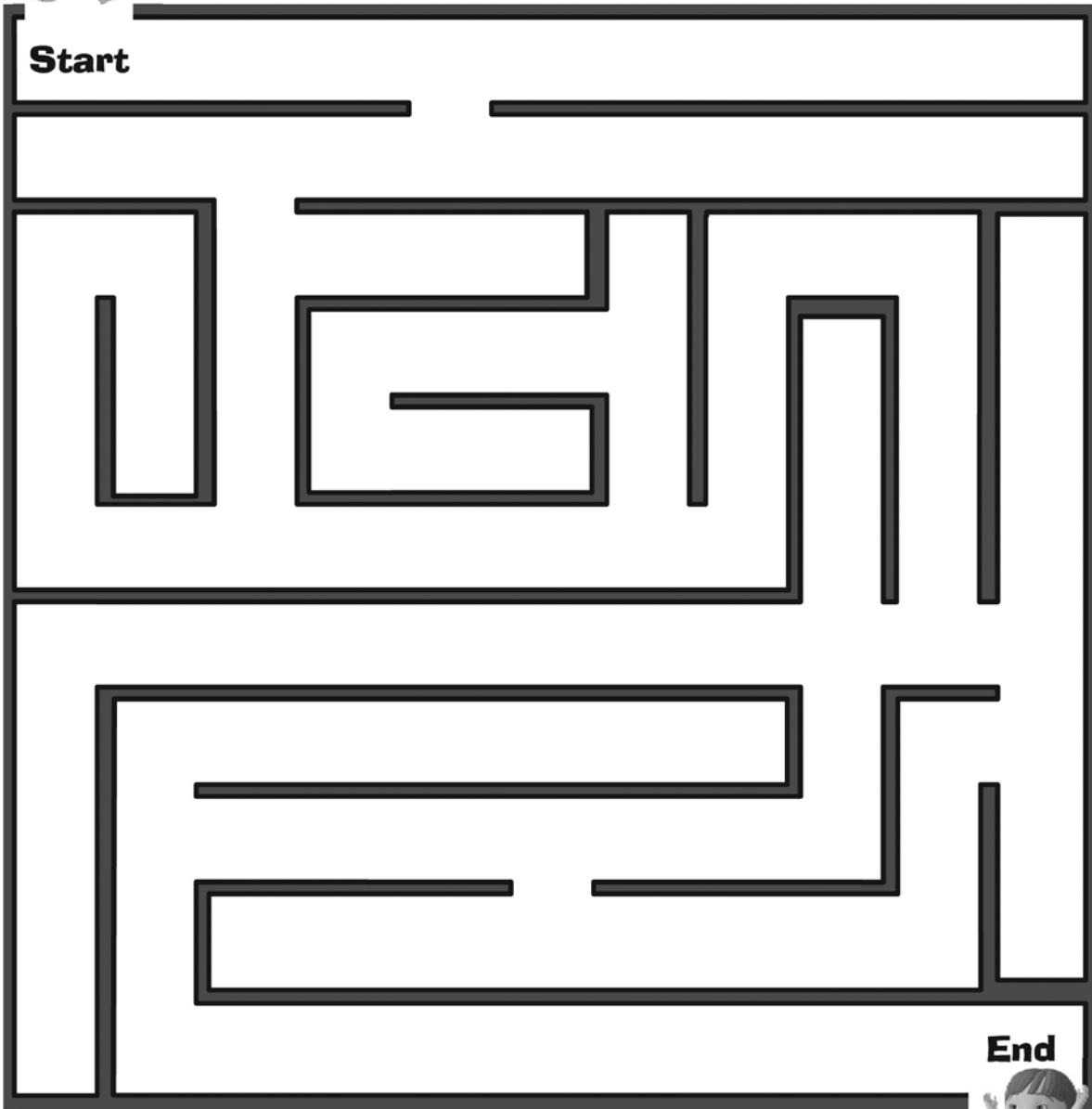
Visit [BozTheBear.com](http://BozTheBear.com)

MOPPETS

Name: \_\_\_\_\_



Help Drew find Gracie.



Jesus is always with me.  
(from Matthew 28:20)




Visit [BozTheBear.com](http://BozTheBear.com)



Name: \_\_\_\_\_

# I Will Worship God

We can show our love to God when we worship and praise Him! You can worship God at church or wherever you are. Trace the lines. Then color the picture.



Jesus is always with me.  
(from Matthew 28:20)



Visit [BozTheBear.com](http://BozTheBear.com)



# BOZ

## TREEHOUSE TIME!™



## A Busy Body Day!

### Gathering Rhyme

It's *Treehouse Time!* for you and me  
So jump up high, count 1, 2, 3  
Next clap your hands, then spin around  
(whisper) Now please sit down without a sound

### BOZ Bag

Use a color printer to reproduce the BOZ bag image available online at [www.BozTheBear.com/moppets](http://www.BozTheBear.com/moppets). Attach the image to a pillowcase or cloth bag.

Substitute an Easter basket for the bag. Bury an alarm clock in Easter grass.

Say: "Today, instead of the BOZ bag, we have this (an Easter basket). Here are clues about what's hiding in the grass.

It makes noise.  
It can wake you up in the morning.  
It says 'tick tock.'  
What is it?"

After a child uncovers the alarm clock, talk about who uses an alarm clock and why it's used. Transition the conversation into how spring is like an alarm clock, waking the world from winter sleep. Ask, "Should we pretend to turn on spring to wake up the earth?" (Set the sound control to "soft." Warn children the clock will make a noise. If children appear fearful, ask them to join you in imitating the sound of an alarm clock.)



Visit [BozTheBear.com](http://BozTheBear.com)

MOPPETS



# BOZ

## TREEHOUSE TIME!™



## A Busy Body Day!

### BOZ Bag

Transition from the conversation into this verse:

Wake up, world, now winter's done  
Wake up, world, see spring has come

Signs of life are all around  
Even popping from the ground

Grass is starting to turn green  
Tiny flowers can be seen

Birdies start to chirp and sing  
And on Easter church bells ring

Easter is a special day  
When we go to church and pray

Jesus is alive today  
Let's jump up and shout hooray!

Follow with this circle song:

Easter Song

(Sing to the tune of "Mary Had a Little Lamb." Walk around in a circle as you sing the verses.)

Easter is a special day  
Special day, special day  
Easter is a special day  
When Jesus rose for me

I know Jesus lives today  
Lives today, lives today  
I know Jesus lives today  
He rose on Easter Day

I know Jesus is with me  
Is with me, is with me  
I know Jesus is with me  
Because of Easter Day



Visit [BozTheBear.com](http://BozTheBear.com)

MOPPETS

# BOZ

## TREEHOUSE TIME!™



## A Busy Body Day!

### Activities

#### Option 1: Fly Away (Creative Play)

Make a square with masking tape on the floor. In the center of the square, put small, lightweight items, such as feathers, foam packaging peanuts, Easter grass, tissue paper squares and table-tennis balls. Give children empty dish soap containers or plastic condiment dispensers from which air can be squeezed to make the objects fly.


#### Option 2: Rainbow Egg Corner (Sorting)

Shred colored paper that matches the color of plastic eggs. Fill washed, plastic round margarine or frozen whipped topping containers with the shreds. Put a variety of plastic eggs in a large basket. Encourage children to sort the eggs by color and size.



Visit [BozTheBear.com](http://BozTheBear.com)

MOPPETS



**TREEHOUSE TIME!**

**A Busy Body Day!**

## Activities

### Option 3: J-E-S-U-S (Song) (Sing to the tune of "Bingo.")

There was a baby who was born  
And Jesus was His name-o  
J-E-S-U-S  
J-E-S-U-S  
J-E-S-U-S  
And Jesus was His name-o

This baby would grow up to be  
The Savior of the world  
J-E-S-U-S  
J-E-S-U-S  
J-E-S-U-S  
And Jesus was His name-o

Now Easter means that Jesus lives  
He's here with me right now  
J-E-S-U-S  
J-E-S-U-S  
J-E-S-U-S  
And Jesus was His name-o


### Option 4: Say "Cheese" (Photo)

Take a photo of each child. These will be used in next month's session.



Visit [BozTheBear.com](http://BozTheBear.com)





**TREEHOUSE TIME!**

**A Busy Body Day!**

## Crafts

### Option 1: Cross

On a white piece of construction paper, ask each child to make a masking tape cross that reaches all four sides of the page. Children can then use washable paint to cover the entire page. Let the paper dry. Pull off the tape, and a cross will appear.

### Option 2: "Leftover" Egg

In advance, ask Crafts/Creative Activities leaders for leftover paper and fabric scraps from various projects. Clip scraps into tiny pieces.

Give children a large egg cut from heavy cardstock. Write each child's name on the back.


After covering the table, ask children to paint over the entire egg with glitter glue. While the glue is still wet, press the egg, glue-side down, into a flat gift box that has been filled with a thick covering of beads; seeds; and small scraps of fabric, paper, ribbon and yarn.

*Older children can trace around an egg pattern and cut out their own egg shapes.*



Visit [BozTheBear.com](http://BozTheBear.com)





TREEHOUSE TIME!™



## A Busy Body Day!

### Snack

#### Bunny Buffet

Set clean, open plastic egg halves in two empty egg cartons. Put a variety of child-safe fresh foods in the eggs of one carton and dried fruit in the eggs of the second carton. Children can then choose which foods they would like for a snack. Provide each child with a plastic spoon and half of a medium-size plastic egg to use as a food cup. As you consider food options, select seedless dried fruit and avoid foods that might pose a choking hazard to young children. Some suggestions:

#### Vegetables:

halved grape or cherry tomatoes  
cauliflower florets  
broccoli florets  
bell pepper slices  
cucumber rounds

#### Dried fruit:

raisins  
cranberries  
prunes  
apricots  
peaches (quartered)  
dates (chopped)  
papaya chunks  
pineapple (diced)  
mango slices  
banana chips

*Young children are just starting to learn impulse control, so ask a leader to help each child understand that "what you touch is what you take." Before a child touches anything, the adult can say: "Look at the food. Then think: Would I like a cherry tomato? If you answer 'yes,' put it in your egg cup."*

Older children will only need initial instructions; younger children might need a leader to walk alongside them and repeat the decision-making conversation with multiple foods.



Visit [BozTheBear.com](http://BozTheBear.com)



# BOZ

## TREEHOUSE TIME!

# A Busy Body Day!

## BOZ Video Presentation

You will need: BOZ Treehouse Time! DVD #2, a television and a DVD player.



Select and play

# A Busy Body Day!

Running Time: 14:21

### ?

### pre-viewing question

Say: "BOZ and his friends warm up before they exercise. Let's do that, too. Listen carefully and follow the directions."

We need to stretch out; it is time to begin (stretch arms in front)  
So let's all get ready before we jump in (jump once)

Stand up on your toes now and reach very high (stretch up on toes)  
Stretch up a bit more and you'll reach to the sky

Please wiggle your fingers, but don't make a sound (wiggle fingers)  
Let's warm up our bodies and wiggle around (wiggle body)

Next twist round your hips as you step side to side (keep wiggling)  
Now scrunch up your face and smile so very wide (exercise face)

So since we are warmed up, it's time for the show (motion children to sit down)  
And BOZ is prepared to say, "Ready, set, go!"

Then say:  
"Do you think BOZ will exercise on a treadmill or a bike?  
Let's see."

### ?

### post-viewing questions

Did BOZ exercise on a treadmill or a bike?  
How did the children move around when they wore the bunny ears?  
Let's hop like bunnies.

exclaim!

Visit [BozTheBear.com](http://BozTheBear.com)

MOPPETS

14

# BOZ

## TREEHOUSE TIME!™

## A Busy Body Day!

### BOZ Books & Music CDs

Additional BOZ resources

#### God's Easter Love

(BOZ shares signs of new life with his friends in this oversize board book.)



?

pre-reading question

Grass starts to turn green in spring. That's a sign of new life.  
What other signs of new life do you see at this time of year?  
Let's see what BOZ and his friends discover.

?

post-reading questions

What signs of new life did Drew and Gracie find?  
What was in the special eggs they found?



Play "Hoop-Dee-Hoop" (1:34) from *BOZ's Treehouse Tunes #1*

Play "Get Ready to Exercise" (1:32) from *BOZ's Treehouse Tunes #2*

exclaim

Visit [BozTheBear.com](http://BozTheBear.com)

MOPPETS

# BOZ

## TREEHOUSE TIME!™



## A Busy Body Day!

Stand in a circle to sing this song as a lead-in to the closing prayer.

*Young children are mimics.  
They love to copy what others do.  
That's why action songs like this are  
most fun when the group stands in a  
circle — each child can easily  
look around and see what  
others are doing.*

(Sing to the tune of "Here We Go Round the Mulberry Bush.")

This is the way we warm on up, warm on up, warm on up (swing arms)  
This is the way we warm on up, when we come to MOPPETS

This is the way we exercise, exercise, exercise (do squats)  
This is the way we exercise, when we come to MOPPETS

This is the way we reach and stretch, reach and stretch, reach and stretch (stretch)  
This is the way we reach and stretch, when we come to MOPPETS

This is the way we hop and jump, hop and jump, hop and jump (hop, then jump)  
This is the way we hop and jump, when we come to MOPPETS

This is the way we cool on down, cool on down, cool on down (fan self)  
This is the way we cool on down, when we come to MOPPETS

This is the way we pray to God, pray to God, pray to God  
This is the way we pray to God, when we come to MOPPETS



Visit [BozTheBear.com](http://BozTheBear.com)

MOPPETS



# BOZ

## TREEHOUSE TIME!™

## A Busy Body Day!

### Closing Prayer

*BOZ Treehouse Time!* is done today  
But now before we end our play  
We fold our hands and then we say  
"Thank you, dear God, for this great day"

Thank you, God, for waking up the earth in spring.  
Thank you most of all for Jesus.  
Amen.



Visit [BozTheBear.com](http://BozTheBear.com)

MOPPETS