


# BOZ

## TREEHOUSE TIME!™

# A Lesson for the Teacher!



**BOZ  
Buzz!**

To share with moms in advance of this lesson

Thanking God is the next theme for *BOZ Treehouse Time!* at MOPPETS. When asked to thank God during a prayer, young children will typically take a fast glance around and end up mentioning shoes, pictures on the wall, the table and anything else in sight. So, before MOPPETS, help your child identify some of the significant blessings your family enjoys (other than shoes and the kitchen table!). These conversations will prepare your child for our session about a harvest of blessings.

*Dr. Mary Manz Simon - Editor, Contributor  
Christy Pitney - Copy Editor*

Visit [BozTheBear.com](http://BozTheBear.com)

MOPPETS

1

exclaim

# BOZ

## TREEHOUSE TIME!™

## A Lesson for the Teacher!

### Introducing *Treehouse Time!*

*BOZ Treehouse Time!* encourages young children to discover God's world through play-based, faith-focused activities. The interactive learning experiences will help children know and love God.

Because many younger children are not enrolled in a formal program for learning, MOPPETS is their "school." Ideas and activities in *Treehouse Time!* are developmentally appropriate for children under the age of 6. This includes the selective use of interactive media to extend children's active engagement as they explore, create, learn and imagine.

Young children gain a great deal of security from routine, so develop a logical pattern that can be used for each session, even if adult leaders rotate.

The lesson elements are designed to be flexible, so feel free to establish a routine that works best for your group.


For example, after children are checked in, you might follow this plan:

- \* After the children have arrived, say "It's *Treehouse Time!*  
Come and sit down in front of me on the rug."
- \* Look in the BOZ bag. Use children's responses to extend the conversation about the object or theme. Introduce the memory verse during this opening discussion.
- \* Do the activity rhyme.
- \* Show the video.
- \* Do a craft.
- \* Encourage the children to float back into free play after completing the craft.
- \* Pray and then serve the snack.
- \* Do the activity rhyme.
- \* Read a book.
- \* Say the closing prayer.
- \* End with the *BOZ Treehouse Time!* rhyme.



Visit [BozTheBear.com](http://BozTheBear.com)

MOPPETS



**TREEHOUSE TIME!™**

# **A Lesson for the Teacher!**

## Lesson Guide

**Lesson Overview**

Key points and concepts of your lesson

**Let's Get Ready!**

Options to help you set the stage for your lesson, including themed coloring/activity sheets!

**Gathering Rhyme**

Initial callout that *BOZ Treehouse Time!* is beginning

**BOZ Bag**

A fun group participation guessing game to introduce the lesson's theme

**Activities**

Options for theme-based activities, including interactive songs, stories and poems

**Crafts**

Make-and-take crafts that help extend the lesson

**Snacks**

Simple, easy-to-prepare options that reinforce the lesson theme or season

**BOZ Video Presentation**

Engaging, theme-based BOZ video episode, along with pre-viewing and follow-up questions to emphasize theme


**Closing Prayer**

Easy-to-learn closing verse and brief prayer for the end of each session



Visit [BozTheBear.com](http://BozTheBear.com)





**TREEHOUSE TIME!**

# **A Lesson for the Teacher!**

## Lesson Overview

### Just for You

Although we often remind a young child to say "thank you," those two words only hint at the gratefulness that we hope will become a strong element of personal character. Learning to be thankful and learning how to express that appreciation are early childhood building blocks for developing a lifelong attitude of gratitude, which begins with thanking God for His many blessings.

### Memory Verse

God is good to me.  
(from 1 Chronicles 16:34)

### Biblical Concept

God gives me many blessings.

### Concept in Action

I can thank God for the many things He gives me.



Visit [BozTheBear.com](http://BozTheBear.com)



# BOZ


## TREEHOUSE TIME!™

## A Lesson for the Teacher!

### Let's Get Ready!

*Suggestions and ideas to help get your room, space or table ready.*

Hang the book *BOZ and Friends* on the doorknob or a drawer pull. Encourage individual children to sit down and read the book with a leader.



The following coloring/activity pages can be printed and copied for your MOPPETS.



Visit [BozTheBear.com](http://BozTheBear.com)





Name: \_\_\_\_\_



God is good to me.  
(from 1 Chronicles 16:34)



Visit [BozTheBear.com](http://BozTheBear.com)

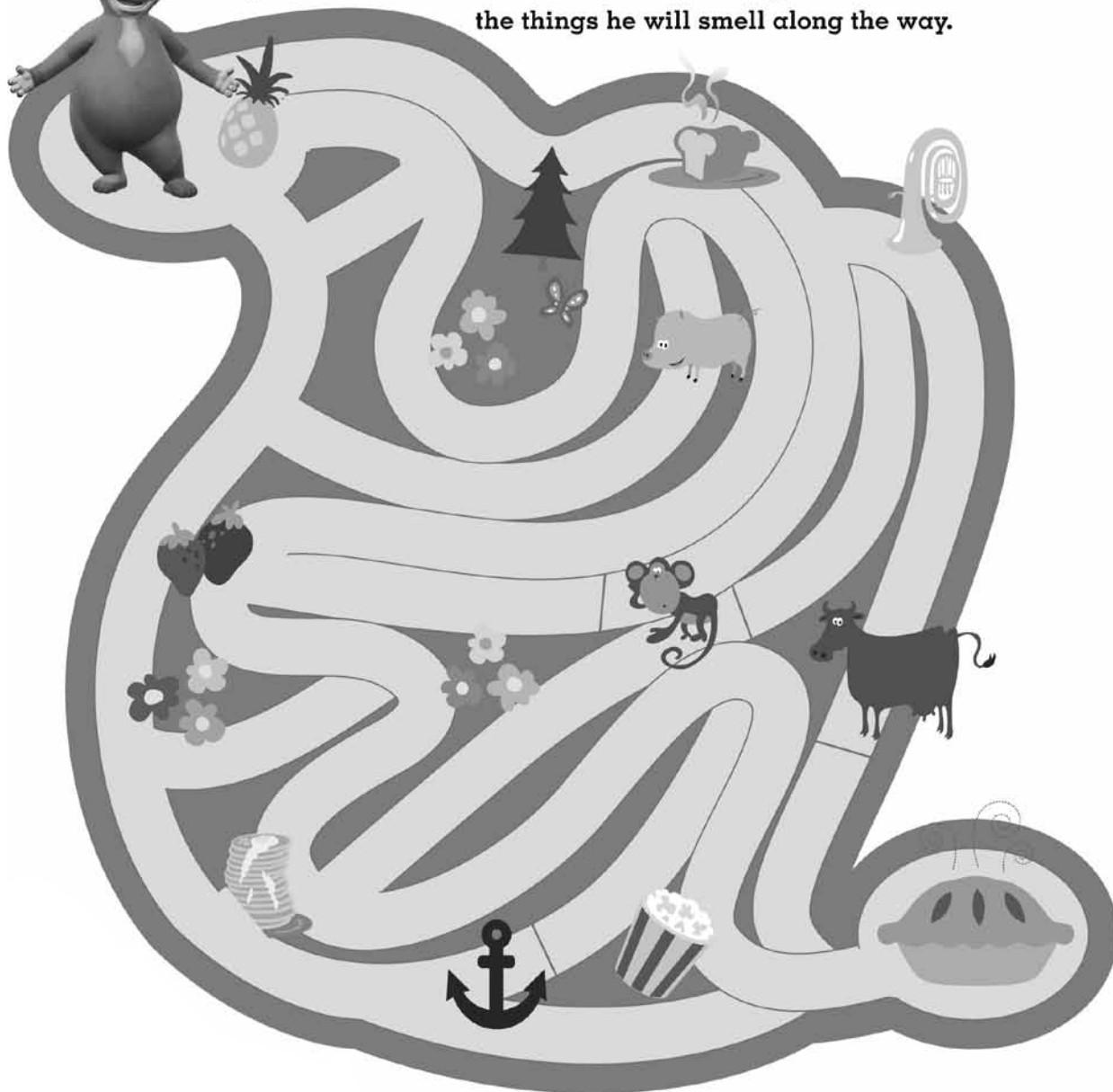


Name: \_\_\_\_\_

## Right on the Nose



God gave us noses to smell many different scents and odors.  
Help BOZ follow his nose to find Mrs. Baxter's pie. Name some of  
the things he will smell along the way.



God is good to me.  
(from 1 Chronicles 16:34)



Visit [BozTheBear.com](http://BozTheBear.com)



# BOZ

## TREEHOUSE TIME!™

## A Lesson for the Teacher!

### Gathering Rhyme

It's *Treehouse Time!* for you and me  
So jump up high, count 1, 2, 3  
Next clap your hands, then spin around  
(whisper) Now please sit down without a sound




Visit [BozTheBear.com](http://BozTheBear.com)

8

MOPPETS





**TREEHOUSE TIME!**

# A Lesson for the Teacher!

## BOZ Bag

Use a color printer to reproduce the BOZ bag image available online at [www.BozTheBear.com/moppets](http://www.BozTheBear.com/moppets). Attach the image to a pillowcase or cloth bag.

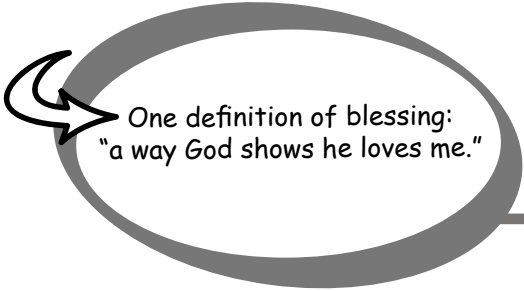
Insert items that are often found in pairs — for example, shoe/sock, comb/brush, toothpaste/toothbrush, spoon/fork, paint/paintbrush and pot/lid. As the items are pulled from the bag, set them in random order in front of the children.

When the bag is empty, ask the children to sort the items that go together. Say: "This month is November. Does anyone know what holiday matches with November? Why do we have Thanksgiving?" Lead the discussion into this verse and conversation:

I thank God for my body (show muscle)  
I keep it nice and strong  
I exercise my body (run in place)  
And sleep the whole night long (hands next to head as if sleeping)

I thank God for my body  
I like to jump and play (jump up and down)  
I want to stop to thank God  
For blessings every day (fold hands in prayer)

But one day every autumn (keep hands folded)  
When it is time to pray  
My love for God seems bigger  
Cause it's Thanksgiving Day



One definition of blessing:  
"a way God shows he loves me."

After completing the verse, say: "God gave us such wonderful bodies. Show me — without saying anything — the part of your body that is a blessing."

- You use this to smile. What part of your body is it? (face)
- You use this to walk into church. What part of your body is it? (feet)
- You use this to smell pumpkin pie. What part of your body is it? (nose)
- You use this to wave goodbye. What part of your body is it? (hand)
- You use this to hear a song. What part of your body is it? (ear)
- You use this to think of God's many blessings. What part of your body is it? (head)



Visit [BozTheBear.com](http://BozTheBear.com)



# BOZ


## TREEHOUSE TIME!

# A Lesson for the Teacher!

## Activities

### Option 1: Sniff a Whiff (Interactive Story and Song)

Several days before MOPPETS, stuff small plastic pumpkins with cotton balls. Heavily cover the cotton balls with strong spices and seasonings from the pantry, such as cinnamon, nutmeg, allspice, lemon peel, orange peel and peppermint. Cover each pumpkin tightly with transparent wrap. At MOPPETS, line up the covered pumpkins. Use the book *God Loves Your Nose* to introduce the topic.



?

#### pre-reading questions

The name of this book is *God Loves Your Nose*.  
How is BOZ's nose different from your nose?  
What do you think BOZ likes to smell with his nose?  
Let's read to find out.

?

#### post-reading questions

What did BOZ smell with his nose?  
We are in the season of fall, or autumn.  
What do you smell at this time of year?

Sing the verse below before opening the first pumpkin. Then let each child take a sniff. Help children describe the color, texture and fragrance. Suggest words like sour, sharp, sweet, strong, tingly and spicy. If you sing the verse before opening each of the other pumpkins, children's noses will "clear" before they sniff the next scent.

Autumn Scents  
(Sing to the tune of "Found a Peanut.")

Smells like autumn  
Smells like autumn  
Sniff, sniff, sniff  
What smells so sweet? (sniff air three times)  
It's Thanksgiving time at my house  
And I'm ready now to eat  
Yum, yum (rub tummy)

This activity leads naturally into the Upside-Down Pumpkin Pie snack, so you might want to plan to do this activity right before snacktime.

exclaim

Visit [BozTheBear.com](http://BozTheBear.com)

MOPPETS

10

# BOZ

## TREEHOUSE TIME!™



# A Lesson for the Teacher!

## Activities

### Option 2: People Are Blessings (Interactive Song)

God gives us many people who help us. Who can we thank for teaching us ...

- the alphabet?
- how to care for our teeth?
- how to bounce a ball?
- about Jesus?
- how to cross a street safely?
- how to count?
- how to help people?

Say: "Our friends are blessings from God, too. When the music stops, find a friend to hug."

Play a short section of "The BOZ Bounce" (1:52) from BOZ's *Treehouse Tunes #2*.

Then say: "Now dance with your friend until the music stops. When the music stops, find a new friend to hug."



Start and stop the music repeatedly so that children interact with many other children.

"The BOZ Bounce" is a fun song that generates enthusiastic and energetic responses. Prepare a "time to settle down" activity or verse after this experience.

exclaim!

Visit [BozTheBear.com](http://BozTheBear.com)

MOPPETS

# BOZ

## TREEHOUSE TIME!™



# A Lesson for the Teacher!

## Activities

### Option 3: Everyday Thank You (Rhyme)

Sometimes I grumble and complain  
When things don't go my way  
I even stomp my feet and say  
"This is a lousy day"

But feeling sorry for myself  
Makes me feel very sad  
And then I even sometimes yell  
Because I am so mad


I know that God has blessed me so  
And cares for me each day  
Help me, dear God, remember to  
Say "thank you" every day

This rhyme reflects the  
"Thanksgiving every day"  
concept, so save it again to use  
in later lessons.

exclaim!

Visit [BozTheBear.com](http://BozTheBear.com)

MOPPETS



**TREEHOUSE TIME!**

## **A Lesson for the Teacher!**

### **Crafts**

#### **Option 1: Corn Cob Roll**

Pour yellow, red and brown paint into shallow disposable pans. Invite children to roll a dry ear of corn in the paint, then on orange construction paper.

Or slice across an ear of corn, then dip the half ear of corn into the paint and print. Older children might like to try rolling the full ear and then printing with half ears or the cob slice.

*To print without the rolling action, in advance slice lengthwise through a dry ear of corn. Children can dip the ear of corn into the paint and print.*

#### **Option 2: Blessings Wreath**

Thin glue with water and dump the glue into a shallow disposable dish. Have children tear brown, yellow and red tissue paper into small pieces. Children can use a brush to spread glue around the rim of an orange or yellow paper plate and then add the torn paper. Leave the center of the plate empty.


As children work, ask each child, "What are you thankful for?" In the center of each plate, use a heavy black marker to write the child's list of blessings. If desired, punch two holes and insert seasonally colored ribbon or yarn for a hanger.



Visit [BozTheBear.com](http://BozTheBear.com)







**TREEHOUSE TIME!**

## **A Lesson for the Teacher!**

### **Snacks**

#### **Option 1: Upside-Down Pumpkin Pie**

In advance, put a graham cracker square in a zip-close bag for each child.

At MOPPETS, ask each child to measure 2 tablespoons pumpkin pie filling and 2 tablespoons marshmallow creme in a clear plastic cup. Have the children stir the mixture with a plastic spoon. They can then mash up the graham cracker and pour the crumbs onto the top of the pudding cup. Add a dollop of whipped cream. Serve with a napkin.

#### **Option 2: Acorn**

Set out three bowls containing unwrapped chocolate candy kisses, vanilla wafers and butterscotch chips. Children will also each need a small paper plate, peanut butter and a plastic knife for spreading. (Check in advance for allergies. Substitute vanilla frosting if necessary.)

Children can put a dot of peanut butter on the top of the vanilla wafer and push down the chip. They can then spread a small amount of peanut butter on the flat side of the vanilla wafer. Have them push together the flat side of the wafer and the flat side of the candy kiss to make an "acorn."



Visit [BozTheBear.com](http://BozTheBear.com)



# BOZ

## TREEHOUSE TIME!



# A Lesson for the Teacher!

## BOZ Video Presentation

You will need: BOZ Treehouse Time! DVD #2, a television and a DVD player.



Select and play  
**A Lesson for the Teacher!**

Running Time: 13:18



### pre-viewing question

BOZ and his friends like to play hide-and-seek. But BOZ is always the first one found.  
**Why do you think that happens?**  
Let's see if you're right.



### post-viewing questions

**During hide-and-seek, why is BOZ always found first?**  
We watched Gracie learn to do something new.  
**What did she learn?**

Say: "Gracie's friend was a good helper. She taught Gracie how to jump rope. One of the ways you can be a good helper is by doing jobs around the house. Let's sing this song, and you can pretend to be a good helper."

A Good Helper  
(Sing to the tune of "Skip to My Lou.")

Continue with other verses, substituting these words and actions:

I will learn to sweep the floor (pretend to sweep)  
I will learn to sweep the floor  
I will learn to sweep the floor  
I'll be a good helper

Pick up toys (lean over and pretend to pick up toys)  
Rake the leaves (rake)  
Pull up weeds (squat on the ground and pretend to pull weeds)



Visit [BozTheBear.com](http://BozTheBear.com)



# BOZ

## TREEHOUSE TIME!™

## A Lesson for the Teacher!

### BOZ Books & Music CDs

Additional BOZ resources

Use "In Our Wonderful World" (1:20) from BOZ's *Treehouse Tunes #2* with the book *Count Your Blessings*.



### Count Your Blessings

(In this book, BOZ counts 10 blessings he sees during the day.)

?

pre-reading question

If we look around this room, we can see some wonderful things. What can you see that are blessings from God? Let's read this book to see what blessings BOZ sees.

?

post-reading question

What were some of the blessings BOZ saw?

### BOZ and Friends

(In this book, BOZ introduces readers to his friends, who are blessings from God.)

Say: "There are some blessings we can't see, but we can feel. Your family isn't here now, but you know they love you. You can't see God, but you know He loves you."

?

pre-reading question

BOZ's friends do many different things. Which of your friends likes to play something different from you? Let's see what BOZ's friends do.

?

post-reading question

Which of BOZ's friends would you like to play with?



Visit [BozTheBear.com](http://BozTheBear.com)



# BOZ

## TREEHOUSE TIME!™

## A Lesson for the Teacher!

### Closing Prayer

*BOZ Treehouse Time!* is done today  
But now before we end our play  
We fold our hands and then we say  
"Thank you, dear God, for this great day"

Thank you, God, for creating such a wonderful world.  
Thank you for the many ways you show that you love me.  
Amen.



Visit [BozTheBear.com](http://BozTheBear.com)

MOPPETS