


BOZ

TREEHOUSE TIME!

Counting On God's Love



**BOZ
BUZZ!**

To share with moms in advance of this lesson

Counting signs of God's love is the next theme for *BOZ Treehouse Time!* at MOPPETS. To introduce this topic, help your child count the blessings that are visible each day. You might even make a list of blessings and then challenge other family members to make their own lists to share on Valentine's Day. Who can find the most gifts from God? Especially enjoy celebrating this holiday of love with your child, one of God's greatest blessings to a mom.

Dr. Mary Manz Simon - Editor, Contributor
Christy Pitney - Copy Editor

Visit BozTheBear.com

MOPPETS

1

exclaim

BOZ

TREEHOUSE TIME!™

Counting On God's Love

Introducing *Treehouse Time!*

BOZ Treehouse Time! encourages young children to discover God's world through play-based, faith-focused activities. The interactive learning experiences will help children know and love God.

Because many younger children are not enrolled in a formal program for learning, MOPPETS is their "school." Ideas and activities in *Treehouse Time!* are developmentally appropriate for children under the age of 6. This includes the selective use of interactive media to extend children's active engagement as they explore, create, learn and imagine.

Young children gain a great deal of security from routine, so develop a logical pattern that can be used for each session, even if adult leaders rotate.

The lesson elements are designed to be flexible, so feel free to establish a routine that works best for your group.

For example, after children are checked in, you might follow this plan:


- * After the children have arrived, say "It's *Treehouse Time!* Come and sit down in front of me on the rug."
- * Look in the BOZ bag. Use children's responses to extend the conversation about the object or theme. Introduce the memory verse during this opening discussion.
- * Do the activity rhyme.
- * Show the video.
- * Do a craft.
- * Encourage the children to float back into free play after completing the craft.
- * Pray and then serve the snack.
- * Do the activity rhyme.
- * Read a book.
- * Say the closing prayer.
- * End with the *BOZ Treehouse Time!* rhyme.



Visit BozTheBear.com

2

MOPPETS



TREEHOUSE TIME!™

Counting On God's Love

Lesson Guide

Lesson Overview

Key points and concepts of your lesson

Let's Get Ready!

Options to help you set the stage for your lesson, including themed coloring/activity sheets!

Gathering Rhyme

Initial callout that *BOZ Treehouse Time!* is beginning

BOZ Bag

A fun group participation guessing game to introduce the lesson's theme

Activities

Options for theme-based activities, including interactive songs, stories and poems

Crafts

Make-and-take crafts that help extend the lesson

Snacks

Simple, easy-to-prepare options that reinforce the lesson theme or season

BOZ Video Presentation

Engaging, theme-based BOZ video episode, along with pre-viewing and follow-up questions to emphasize theme


Closing Prayer

Easy-to-learn closing verse and brief prayer for the end of each session



Visit BozTheBear.com





TREEHOUSE TIME!

Counting On God's Love

Lesson Overview

Just for You

Balls and blessings are the focus for this session — balls because they offer a fresh, physical approach for children to work through midwinter cabin fever, and blessings because Valentine's Day offers another opportunity to celebrate God's many gifts of love. Know that as a MOPPETS leader, you are God's gift to the moms and children you serve.

Memory Verse

God loves me. I love God.
(from 1 John 4:19)

Biblical Concept

We love God, who first loved us.


Concept in Action

I can love God. God loves me.



Visit BozTheBear.com





TREEHOUSE TIME!™

Counting On God's Love

Let's Get Ready!

Suggestions and ideas to help get your room, space or table ready.

As children enter, play "A Ball is Fun for All" (1:29) from BOZ's *Treehouse Tunes #2*.

Invite children to visit a variety of ball play stations:

1. Line up three clothes baskets or wastepaper baskets against the wall. Attach a sign to each that reads "1," "2" or "3." Measure distances of approximately one yard, two yards and three yards from the front of the baskets and put a masking tape line to indicate each mark. Invite children to toss foam balls or beach balls into the baskets from the various distances.

On the other side of the room, away from the younger children, invite older children to hit table-tennis balls into buckets using fly swatters.

2. Set a wide piece of wood or heavy cardboard at an angle to make a ramp between a chair and an inflatable wading pool. Put a variety of balls and small cars in an adjacent container. You can use balls from the BOZ bag (except for the baseball and any other hard or heavy ball). Encourage children to race balls and cars down the ramp, seeing which ones go the fastest.

3. Tie a small ball of yarn to the center of a yardstick so the yarn hangs about six inches above the floor. Suspend the stick between two chairs. Pour dirt, sand or rocks into plastic bottles so the bottles stand upright but can be knocked over. Tightly screw the lids on the bottles. Position the bottles underneath the yardstick. Invite children to experiment to see how many bottles they can knock over when they swing the yarn ball back and forth.

Substitute cardboard blocks for the bottles.

4. Put small balls and empty cardboard tubes with a variety of circumferences into a plastic tub. Invite children to experiment to see which balls and tubes fit inside each other.



The following coloring/activity pages can be printed and copied for your MOPPETS.




Visit BozTheBear.com



Name: _____

Color the hearts red, pink or purple.



God loves me. I love God.
(from 1 John 4:19)




Visit BozTheBear.com



Name: _____

Draw a picture of someone you love.




God loves me. I love God.
(from 1 John 4:19)



Visit BozTheBear.com



Name: _____



Connect-the-Dots

God loves me. I love God.
(from 1 John 4:19)



Visit BozTheBear.com



BOZ

TREEHOUSE TIME!™



Counting On God's Love

Gathering Rhyme

It's *Treehouse Time!* for you and me
So jump up high, count 1, 2, 3
Next clap your hands, then spin around
(whisper) Now please sit down without a sound

BOZ Bag

Use a color printer to reproduce the BOZ bag image available online at www.BozTheBear.com/moppets. Attach the image to a pillowcase or cloth bag.


Insert several different types of balls, such as a cotton ball, a table-tennis ball, a ball of soap, a ball of yarn, a baseball, a tennis ball, a rubber ball, a foam ball and a softball. As each item is removed from the bag, ask children to describe the size, shape and texture. Talk about how the ball would be used and who would use the ball. Count the balls.

*Avoid marbles,
which are a choking hazard
for young children.*




Visit BozTheBear.com





TREEHOUSE TIME!™



Counting On God's Love

Activities

Option 1: Counting Song (Song) (Sing to the tune of "Sing a Song of Sixpence.")

Sing a song of blessings
Count them one by one (put up a hand for counting)
Sing a song of blessings
God loves me, that is one (count one finger raised)

Number two is MOPPETS
A place I like to be (count two fingers raised)
I have fun with all my friends
And that is number three (count three fingers raised)

Option 2: Love All Around (Rhyme)

I love God and God loves me (hug self)
He gives blessings that I see (shade eyes)
Those I love who hug me tight (hug self)
As I fall asleep at night (fold hands as if making a pillow)


I love God and God loves you (point)
I am sure that it is true (nod "yes")
In the Bible we can read (hold open palms)
How He gives me all I need (nod "yes")

God sent Jesus from above (point up)
As the greatest gift of love (make a cross with fingers)
I can wear a smile today (stretch mouth into a smile)
God loves me, I'll shout "hooray!" (shout)



Visit BozTheBear.com





TREEHOUSE TIME!

Counting On God's Love

Activities

Option 3: Counting Circle (Game)

Stand with the children in a circle. Count as you pass a soft ball from child to child. See how many times the ball can change hands without being dropped. As children become more comfortable with the ball, pass the ball while leaning down to the floor or while holding the ball high overhead.

Option 4: Looking for Love (Interactive Walk)

In advance, advise church staff that you will be placing a series of numbered hearts on the floor. Cut out large, red construction paper hearts. Number them.

Design a path from the MOPPETS room to a worship space or a room with a cross. Allow enough space between hearts so that one heart is just barely visible from the previous one.


Tell the children, "Let's follow the hearts and look for signs of God's love." As you walk through hallways, discuss and count the blessings you see. When you approach the end of the path, say, "I see the biggest and best sign of God's love." Talk about why the cross is a sign of God's love.

As you retrace your steps back to the MOPPETS room, older children can count backward and remove the hearts from the floor.



Visit BozTheBear.com





TREEHOUSE TIME!

Counting On God's Love

Activities

Option 5: Catch and Count (Game)

Beginning with one, write numbers in sequence on each section of a traditional beach ball that's divided into colors. For older children, write numbers in sequence beginning with six. Underline the number nine (so it's distinguishable from number six).


Stand in a circle and toss the ball to a child. Ask the child to identify the number under his or her right hand. Children should clap a matching number of times before the ball is tossed to another child.

If you have a large group, do this activity in smaller groups of four or five so each child gets to catch the ball multiple times.



Visit BozTheBear.com





TREEHOUSE TIME!™



Counting On God's Love

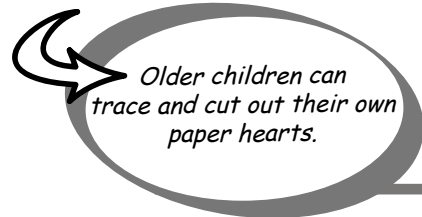
Crafts

Option 1: Rolling Heart

Pour purple, pink and red washable tempera paint into three empty butter or whipped topping containers. Put a golf ball and a plastic spoon in each container.

Lay a white paper heart in the lid of a gift box. Have children use a spoon to cover the ball with paint and then plop the painted ball into the box. They can roll the ball around on the heart and then return the ball to its corresponding paint container before repeating the process with the next color. Lay the heart to dry on newspaper.

When the heart is dry, punch a hole in the center. Use red ribbon or yarn to hang the hearts on a branch stuck in a weighted bucket, pail or pot. Wrap a sign around the base that says "God loves me."



Option 2: 3-D Heart


Cut a heart from heavy paper or cardboard. Purchase white heart doilies that are smaller than the heart you have cut out. Children can trace around the cardboard heart pattern on a piece of red paper.

Lay the red paper inside a foam tray. Glue mini marshmallows or cotton balls on the traced lines. Children can lightly glue the white heart doily inside the frame and add a red heart sticker to the center of the doily.



Visit BozTheBear.com





TREEHOUSE TIME!

Counting On God's Love

Snack

Valentine Treat

Give children a slice of angel food cake on a small paper plate. Invite them to tear their cake into tiny pieces and drop them into a clear plastic cup. Add a spoonful of cherry, raspberry or strawberry pie filling. Top with whipped topping and red sprinkles. Serve with a spoon and a napkin.



Visit BozTheBear.com



BOZ

TREEHOUSE TIME!

Counting On God's Love

BOZ Video Presentation

You will need: BOZ Treehouse Time! DVD #2, a television and a DVD player.



Select and play

Counting On God's Love

Running Time: 14:08

?

pre-viewing question

BOZ and his friends count the many ways God loves them.
How many ways do you think they will find?

?

post-viewing questions

How many ways did BOZ and his friends find that God loves them?
They also counted the many ways they show love to God.
On what day do you go to church?
That shows you love God.
When do you pray?

exclaim!

Visit BozTheBear.com

MOPPETS

BOZ

TREEHOUSE TIME!

Counting On God's Love

BOZ Books & Music CDs

Additional BOZ resources

Count Your Blessings

(In this book, BOZ counts everyday blessings, ending with the crickets that chirp a bedtime lullaby.)



?

pre-reading question

In our story today, BOZ counts blessings he sees every day.
What do you think he finds?

?

post-reading question

What blessings did BOZ find?
Let's count the number of children who are here.
Each of you is a blessing.



Play "Minute by Minute" (1:36) from *BOZ's Treehouse Tunes #1*

Play "Rainbowonderful World" (1:02) from *BOZ's Treehouse Tunes #2*

exclaim!

Visit BozTheBear.com

MOPPETS

BOZ

TREEHOUSE TIME!™



Counting On God's Love

Closing Prayer

BOZ Treehouse Time! is done today
But now before we end our play
We fold our hands and then we say
"Thank you, dear God, for this great day"

Thank you, God, for the many ways you show your love.
I love you.
Amen.



Visit BozTheBear.com

MOPPETS