

BOZ

Growing Colors

TREEHOUSE TIME!™



**BOZ
BUZZ!**

To share with moms in advance of this lesson

"God's colorful world" is the next theme for *BOZ Treehouse Time!* at MOPPETS. We will focus on the variety of colors that surround us. To introduce this topic, help your child identify various colors, both indoors and outdoors. After naming a color, help your child find something else with the matching color.

exclaim

Visit BozTheBear.com

MOPPETS

1

BOZ

TREEHOUSE TIME!™

Growing Colors

Introducing *Treehouse Time!*

BOZ Treehouse Time! encourages young children to discover God's world through play-based, faith-focused activities. The interactive learning experiences will help children know and love God.

Because many younger children are not enrolled in a formal program for learning, MOPPETS is their "school." Ideas and activities in *Treehouse Time!* are developmentally appropriate for children under the age of 6. This includes the selective use of interactive media to extend children's active engagement as they explore, create, learn and imagine.

Young children gain a great deal of security from routine, so develop a logical pattern that can be used for each session, even if adult leaders rotate.

The lesson elements are designed to be flexible, so feel free to establish a routine that works best for your group.

For example, after children are checked in, you might follow this plan:


- * After the children have arrived, say "It's *Treehouse Time!*
Come and sit down in front of me on the rug."
- * Look in the BOZ bag. Use children's responses to extend the conversation about the object or theme. Introduce the memory verse during this opening discussion.
- * Do the activity rhyme.
- * Show the video.
- * Do a craft.
- * Encourage the children to float back into free play after completing the craft.
- * Pray and then serve the snack.
- * Do the activity rhyme.
- * Read a book.
- * Say the closing prayer.
- * End with the *BOZ Treehouse Time!* rhyme.



Visit BozTheBear.com

2

MOPPETS



TREEHOUSE TIME!™

Growing Colors

Lesson Guide

Lesson Overview

Key points and concepts of your lesson

Let's Get Ready!

Options to help you set the stage for your lesson, including themed coloring/activity sheets!

Gathering Rhyme

Initial callout that *BOZ Treehouse Time!* is beginning

BOZ Bag

A fun group participation guessing game to introduce the lesson's theme

Activities

Options for theme-based activities, including interactive songs, stories and poems

Crafts

Make-and-take crafts that help extend the lesson

Snacks

Simple, easy-to-prepare options that reinforce the lesson theme or season

BOZ Video Presentation

Engaging, theme-based BOZ video episode, along with pre-viewing and follow-up questions to emphasize theme


Closing Prayer

Easy-to-learn closing verse and brief prayer for the end of each session



Visit BozTheBear.com





TREEHOUSE TIME!

Growing Colors

Lesson Overview

Just for You

At Creation, God filled the world with color. Although decorators offer multiple pastel shades for nursery decor, infants and toddlers can most easily see primary colors with high contrast. In general, a young child can identify four colors by the age of 4. During the preschool years, a child not only enjoys God's colorful world but also begins to create new color combinations during experiments with crayons, paint and chalk.

Memory Verse

God is the Creator of the Earth.
(from Isaiah 40:28)

Biblical Concept

God created a colorful world.

Concept in Action

I can learn about colors.



Visit BozTheBear.com



BOZ

TREEHOUSE TIME!™




Growing Colors

Let's Get Ready!

Suggestions and ideas to help get your room, space or table ready.

Offer children crayons, colored pencils and other drawing materials that reflect a variety of lengths and widths. Often, we assume children prefer to write with a big, thick pencil or color with a thin crayon, but that is not always true. The muscles in their fingers and hands develop later than their large muscles. As a result, a young child experiments with many different writing tools to find a comfortable fit. During these early years, children grow at such a rapid pace that what works well during this first MOPPETS session might not work as well by December. Providing a variety of tools guarantees that all children will find exactly what meets their needs.



The following coloring/activity pages can be printed and copied for your MOPPETS.



Visit BozTheBear.com

MOPPETS

Name: _____



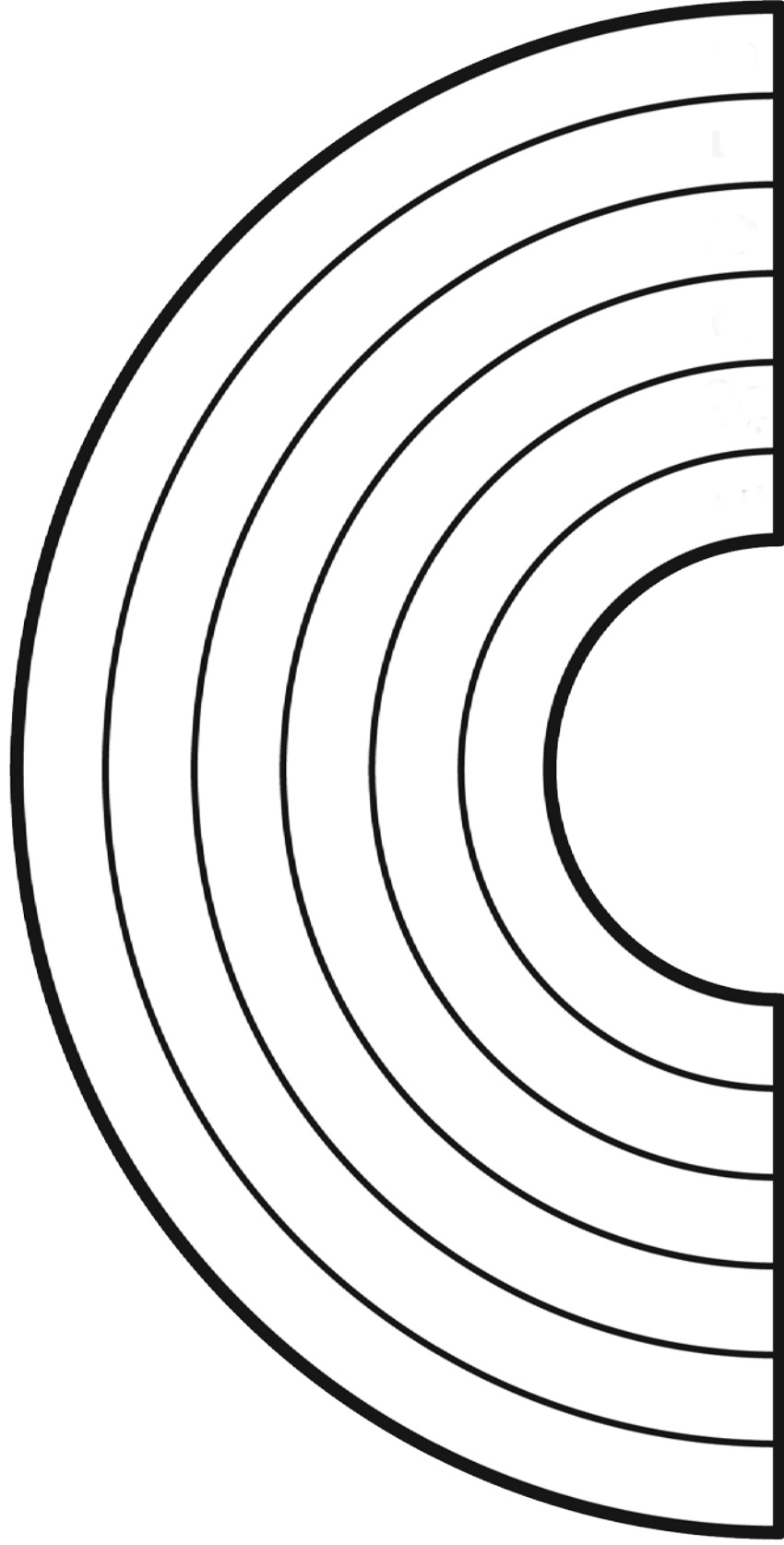
God is the Creator of the Earth.
(from Isaiah 40:28)



Visit BozTheBear.com



Name: _____



God is the Creator of the Earth.
(from Isaiah 40:28)



Visit BozTheBear.com



Name: _____




God is the Creator of the Earth.
(from Isaiah 40:28)



Visit BozTheBear.com

MOPPETS



BOZ

TREEHOUSE TIME!™



Growing Colors

Gathering Rhyme

It's *Treehouse Time!* for you and me
So jump up high, count 1, 2, 3
Next clap your hands, then spin around
(whisper) Now please sit down without a sound

BOZ Bag

Use a color printer to reproduce the BOZ bag image available online at www.BozTheBear.com/moppets. Attach the image to a pillowcase or cloth bag.

Insert several items that are the same color. For example: a red boat, a red crayon, a red pencil, a red block, a red pepper, a red hat.

Take out the items in the bag. When the bag is empty, ask, "How are all these things alike? Today, we're going to talk about colors. What is your favorite color? Point to someone who is wearing that color."



Visit BozTheBear.com

MOPPETS

BOZ

TREEHOUSE TIME!™

Growing Colors

Activities

Option 1: A Colorful Walk (Interactive Story)

In advance, hang a single piece each of green, yellow, blue, red, brown and white paper on an empty wall. Make sure there is space between the papers. (If older children are in your group, write the color name on the paper.)

As you read this story, tell the children to jump to the appropriate page when they hear the name of a color.

BOZ, the green bear next door, took a walk through the forest with his friends. BOZ loved shuffling through the brown leaves.

When he saw a pile of red leaves, he jumped right in. Leaves flew everywhere.

Drew and Gracie laughed: Now their green friend was covered with red leaves.

"You look like a Christmas bear, with your green and red colors," smiled Gracie.

Just then, a single yellow leaf floated down.

It landed right between BOZ's green ears.

"BOZ, now you are a Christmas bear wearing a yellow hat!" said Gracie.

"I like summer, when the grass is green, but these autumn colors are so beautiful," said Drew, watching BOZ wipe off the red leaves.

"Soon, even the brown grass will be covered with a white blanket," said BOZ.

"There's no snow today," said Drew, looking up at the blue sky. Only a few puffy, white clouds drifted past.

BOZ and the children continued their walk, past trees with brown, yellow and red leaves.

As they left the forest, BOZ stuck his nose in the air. He sniffed.

"I smell blue," said BOZ.

"You can't smell a color," said Gracie.


"Gracie's right. You can only see colors like white and brown," said Drew.

"But I can smell blueberry pie," said BOZ. And the green bear followed the scent of blueberry pie all the way home.



Visit BozTheBear.com





TREEHOUSE TIME!

Growing Colors

Activities

Option 2: Musical Rainbow (Musical Game)

In advance, put a variety of colored paper or fabric scraps in a box with a lid.

Turn on the song "God's Green Earth" or other preschool music.

Ask the children to sit on the floor in a circle, then pass the box around until the music stops.

The child who holds the box when the music stops should pull out a scrap and identify the color.

With older children, instead of using colored paper, write color names on white index cards.


Using a crayon, make a line with the correct color on the back.

This will allow the game to be self-correcting, so after playing the game in a group, a single child or pair of children can continue playing.



Visit BozTheBear.com





TREEHOUSE TIME!

Growing Colors

Crafts

Option 1: Autumn Blobs

Ask each child to fold a piece of white construction paper in half.
Using an eye dropper, each child can drop thinned yellow and red liquid tempera paint down the crease.
Fold the paper closed.
Roll a wood block cylinder or play-kitchen rolling pin over the closed paper.
Open the paper and let it dry.



Crafts for MOPPETS are chosen to highlight a child's process of creation, not the finished product. However, all projects are guaranteed to win moms' approval!


Option 2: Textured Collage

Give each child a brown, yellow or orange paper plate.
Fill saucers with an assortment of fall-colored collage objects: leaves, acorns, pom-poms, colored paper bits, yarn, ribbon, felt and stickers.
Children can use school glue to attach the items to their plates.
Drizzle gold glitter glue, if desired.



Visit BozTheBear.com





TREEHOUSE TIME!™

Growing Colors

Snack

Rainbow Treat

Make a simple rainbow snack using colored cereal on the outline of the rainbow that has been duplicated. Note that indigo and violet have been combined into a single color (purple).

Set out each rainbow ingredient in a separate bowl. Give each child a page with the rainbow outline. Children can use this paper as a guideline for making their snack rows.

As children make their rainbows, talk about the promise God made when he created the first rainbow.

An easy way to remember the colors of the rainbow is the name Roy G. Biv (red, orange, yellow, green, blue, indigo, violet).



Visit BozTheBear.com



BOZ

TREEHOUSE TIME!

Growing Colors

BOZ Video Presentation

You will need: BOZ Treehouse Time! DVD #1, a television and a DVD player.



Select and play

Growing Colors

Running Time: 14:17

?

pre-viewing question

In our story today, Grammie B has lost her purple gardening glove.
Why would she wear a glove in the garden?
Let's see if she finds her glove.

?

post-viewing questions

Where was Grammie B's glove hiding?
Grammie B had many colors in her garden.
Was your favorite color in her garden?

exclaim!

Visit BozTheBear.com

MOPPETS

14

BOZ

TREEHOUSE TIME!™

Growing Colors

BOZ Books & Music CDs

Additional BOZ resources


God's Colorful World

(BOZ discovers colors everywhere he looks.)

?

pre-reading question

BOZ sees colors everywhere.
One day, he sees special colors in the sky.
What do you think BOZ sees?
Let's listen to find out.



?

post-reading questions

When did BOZ see special colors in the sky?
In the Bible, we learn about the very first rainbow.
Who saw the first rainbow?
(Share the story of Noah's Ark, which begins in Genesis 5,
from a Bible storybook.)



BOZ Treehouse Tunes #1

Use the song "God's Green Earth" (1:39)
Use the song "Rain, Rain, Rain" (1:41)



exclaim!

Visit BozTheBear.com

MOPPETS

15

BOZ

TREEHOUSE TIME!™

Growing Colors

Closing Prayer

BOZ Treehouse Time! is done today
But now before we end our play
We fold our hands and then we say
"Thank you, dear God, for this great day"

Thank you, God, for creating such a colorful world.
I love you. Amen.



Visit BozTheBear.com

16

MOPPETS