


BOZ

TREEHOUSE TIME!

Lesson Guide Introduction




BOZ Treehouse Time! encourages young children to discover God's world through play-based, faith-focused activities. The interactive learning experiences will help children know and love God.

For more info and downloadable lesson plans, visit:

www.BozTheBear.com/moppets

MOPPETS



TREEHOUSE TIME!

Lesson Guide Introduction

Introducing *Treehouse Time!*

2013/2014 Lesson Plans

Available for download at www.BozTheBear.com/moppets

Month	Theme	Lesson Title
September	Colors	Growing Colors
October	Imagination	What If?
November	Kindness	B Nice 2 Each Other
December	God's Gift / Jesus	A WowieBOZowee Christmas
January	Helping	Doing Our Fair Share!
February	Shapes	Shaping Up!
March	Health / Cleanliness	Scrubby Bubbly Clean!
April	Books / Bible	Look In A Book!
May	Counting	A Carnival of Counting!

For more info and downloadable lesson plans, visit:

www.BozTheBear.com/moppets



BOZ

TREEHOUSE TIME!™

Lesson Guide Introduction

Introducing *Treehouse Time!*

Because many younger children are not enrolled in a formal program for learning, MOPPETS is their "school." Ideas and activities in *Treehouse Time!* are developmentally appropriate for children under the age of 6. This includes the selective use of interactive media to extend children's active engagement as they explore, create, learn and imagine.

Young children gain a great deal of security from routine, so develop a logical pattern that can be used for each session, even if adult leaders rotate.



The lesson elements are designed to be flexible, so feel free to establish a routine that works best for your group. For example, after children are checked in, you might follow this plan:

- * After the children have arrived, say "It's *Treehouse Time!* Come and sit down in front of me on the rug."
- * Look in the BOZ bag. Use children's responses to extend the conversation about the object or theme. Introduce the memory verse during this opening discussion.
- * Do the activity rhyme.
- * Show the video.
- * Do a craft.
- * Children float back into free play after completing the craft.
- * Pray and then serve the snack.
- * Do the activity rhyme.
- * Read a book.
- * Say the closing prayer.
- * End with the *BOZ Treehouse Time!* rhyme.

For more info and downloadable lesson plans, visit:

www.BozTheBear.com/moppets





TREEHOUSE TIME!

Lesson Guide Introduction

Choose from among the following components to create your MOPPETS program.

BOZ Buzz

A brief message, which can be emailed before the MOPS meeting, introduces the theme for the next *Treehouse Time!* This encourages moms to prepare their children for learning at MOPPETS.

Just for You

Each session begins with a brief overview, the biblical concept for the day and an explanation of the concept as it applies to a young child. The "Let's Get Ready!" section occasionally includes a play-corner idea that relates to the specific theme for the day.

Memory Verse

Memorizing Scripture contributes to a strong faith foundation. The Bible verses in this curriculum reflect core biblical truths and are short enough for even a young child to remember. Because a pre-schooler learns through repetition, look for opportunities to say this verse throughout the session.

Let's Get Ready!

Arrange colorful, age-appropriate toys so they are clearly visible from the entry door.


Two downloadable reproducibles are provided for each session. The puzzle page (maze, dot-to-dot, etc.) is designed especially for older MOPPETS. Having these pages and crayons available might encourage a hesitant child to enter the room, provide a distraction and ease separation anxiety.

Print a child's name on the line in the upper-left corner of the reproducible. (This teaches a pre-reader to look always at the upper left of a page, which is where reading starts.) Read aloud the memory verse or biblical truth.

For more info and downloadable lesson plans, visit:

www.BozTheBear.com/moppets





TREEHOUSE TIME!

Lesson Guide Introduction

Choose from among the following components to create your MOPPETS program.

Gathering Rhyme

A gathering call is provided for use at the beginning of each day. After a couple of sessions, children will not only begin to repeat the rhyme with you, but will also know the behavior you expect.

BOZ Bag

Use a color printer to reproduce the BOZ bag image available online at www.BozTheBear.com/moppets. Attach the image to a pillowcase or cloth bag. Before each session, place an item into the bag that relates to the theme for the day. Ask children to feel the bag (without peeking!) and describe what they feel. After children guess what the item might be, ask one of them to pull out the item.

Activities

Make-and-take crafts that extend and reinforce the theme are included for each session. Seasonal activities are offered when appropriate. Piggyback songs (which match new words with a familiar tune), fingerplays and action rhymes are also included.

Snacks

Snack ideas relate to the theme of the day or the season. Although these foods are relatively simple to serve, if offering crackers in cupcake liners works best for you, that's fine, too. Because many MOPS programs do not have easy access to cold storage, any suggested refrigerated foods fit into a small cooler. To foster safe eating, make sure children are seated, supervised and do not rush while snacking. Food can be served within a large-group setting, individually or in small groups.



To help children establish a prayer pattern before eating, use this or any snack-sized mealtime prayer:

Thank you, God, for food I like
Now it's time to take a bite!

For more info and downloadable lesson plans, visit:

www.BozTheBear.com/moppets





TREEHOUSE TIME!

Lesson Guide Introduction

Choose from among the following components to create your MOPPETS program.

BOZ Video Presentation

Early childhood educators confirm that screen time for those above the age of 2 is maximized when caregivers interact with children to extend learning. In each session, a suggested pre-viewing question directs children to focus their attention. Follow-up questions to stimulate mental processing are also included. All videos are 11-13 minutes long, with exact running time included to help you plan.

Additional Resources

If a book is suggested, pre- and post-reading questions will help children focus on the story. All BOZ titles have minimal text and are in board-book format.

BOZ music, selected to reinforce the values and theme of the day, is appropriate to use with a group. Many of the BOZ songs invite physically active, high-energy responses from young children, who respond naturally to rhythm. Encourage MOPPETS to move their entire bodies. To facilitate your planning, running time is included for each song.

Closing Prayer

The same closing verse is used at the end of each session, in addition to a brief prayer that reflects the theme of the day.

For more info and downloadable lesson plans, visit:

www.BozTheBear.com/moppets

