


BOZ

TREEHOUSE TIME!

Scrubbly Bubbly Clean!



**BOZ
BUZZ!**

To share with moms in advance of this lesson

"Taking care of my body" is the next theme for *BOZ Treehouse Time!* at MOPPETS. We will focus on personal care and cleanliness, including brushing teeth, combing hair and bathing. To introduce this topic, please talk with your child about how he/she takes care of the wonderful body God created.

exclaim

Visit BozTheBear.com

MOPPETS

1

BOZ

TREEHOUSE TIME!™

Scrubbly Bubbly Clean!

Introducing *Treehouse Time!*

BOZ Treehouse Time! encourages young children to discover God's world through play-based, faith-focused activities. The interactive learning experiences will help children know and love God.

Because many younger children are not enrolled in a formal program for learning, MOPPETS is their "school." Ideas and activities in *Treehouse Time!* are developmentally appropriate for children under the age of 6. This includes the selective use of interactive media to extend children's active engagement as they explore, create, learn and imagine.

Young children gain a great deal of security from routine, so develop a logical pattern that can be used for each session, even if adult leaders rotate.

The lesson elements are designed to be flexible, so feel free to establish a routine that works best for your group.

For example, after children are checked in, you might follow this plan:


- * After the children have arrived, say "It's *Treehouse Time!* Come and sit down in front of me on the rug."
- * Look in the BOZ bag. Use children's responses to extend the conversation about the object or theme. Introduce the memory verse during this opening discussion.
- * Do the activity rhyme.
- * Show the video.
- * Do a craft.
- * Children float back into free play after completing the craft.
- * Pray and then serve the snack.
- * Do the activity rhyme.
- * Read a book.
- * Say the closing prayer.
- * End with the *BOZ Treehouse Time!* rhyme.



Visit BozTheBear.com

2

MOPPETS



TREEHOUSE TIME!™

Scrubbly Bubbly Clean!

Lesson Guide

Lesson Overview

Key points and concepts of your lesson

Let's Get Ready!

Options to help you set the stage for your lesson, including themed coloring/activity sheets!

Gathering Rhyme

Initial callout that *BOZ Treehouse Time!* is beginning

BOZ Bag

A fun group participation guessing game to introduce the lesson's theme

Activities

Options for theme-based activities, including interactive songs, stories and poems

Crafts

Make-and-take crafts that help extend the lesson

Snacks

Simple, easy-to-prepare options that reinforce the lesson theme or season

BOZ Video Presentation

Engaging theme-based BOZ video episode, along with pre-viewing and follow-up questions to emphasize theme


Closing Prayer

Easy-to-learn closing verse and brief prayer for the end of each session



Visit BozTheBear.com





TREEHOUSE TIME!

Scrubbly Bubbly Clean!

Lesson Overview

Just for You

God created us in His image. Because our bodies are His temple, we should care for them. Wellness and cleanliness rarely rank as priorities for a young child who delights in exploring a sometimes messy world. However, learning about personal care is a major theme that is repeated throughout the early childhood years.

Memory Verse

God made me.
(based on Genesis 1:27)

Biblical Concept

God created me and wants me to take care of my body.

Concept in Action

I can be clean and healthy.



Visit BozTheBear.com



BOZ

TREEHOUSE TIME!™




Scrubbly Bubbly Clean!

Let's Get Ready!

Suggestions and ideas to help get your room, space or table ready.

Set a baby bathtub on a small table covered with a plastic bag that's been taped down. Add a small amount of water to the tub. Provide a washable doll or plastic toys and a variety of infant bathing products (washcloth, sponge, etc.) for children to use to practice cleanliness.



The following coloring/activity pages can be printed and copied for your MOPPETS.

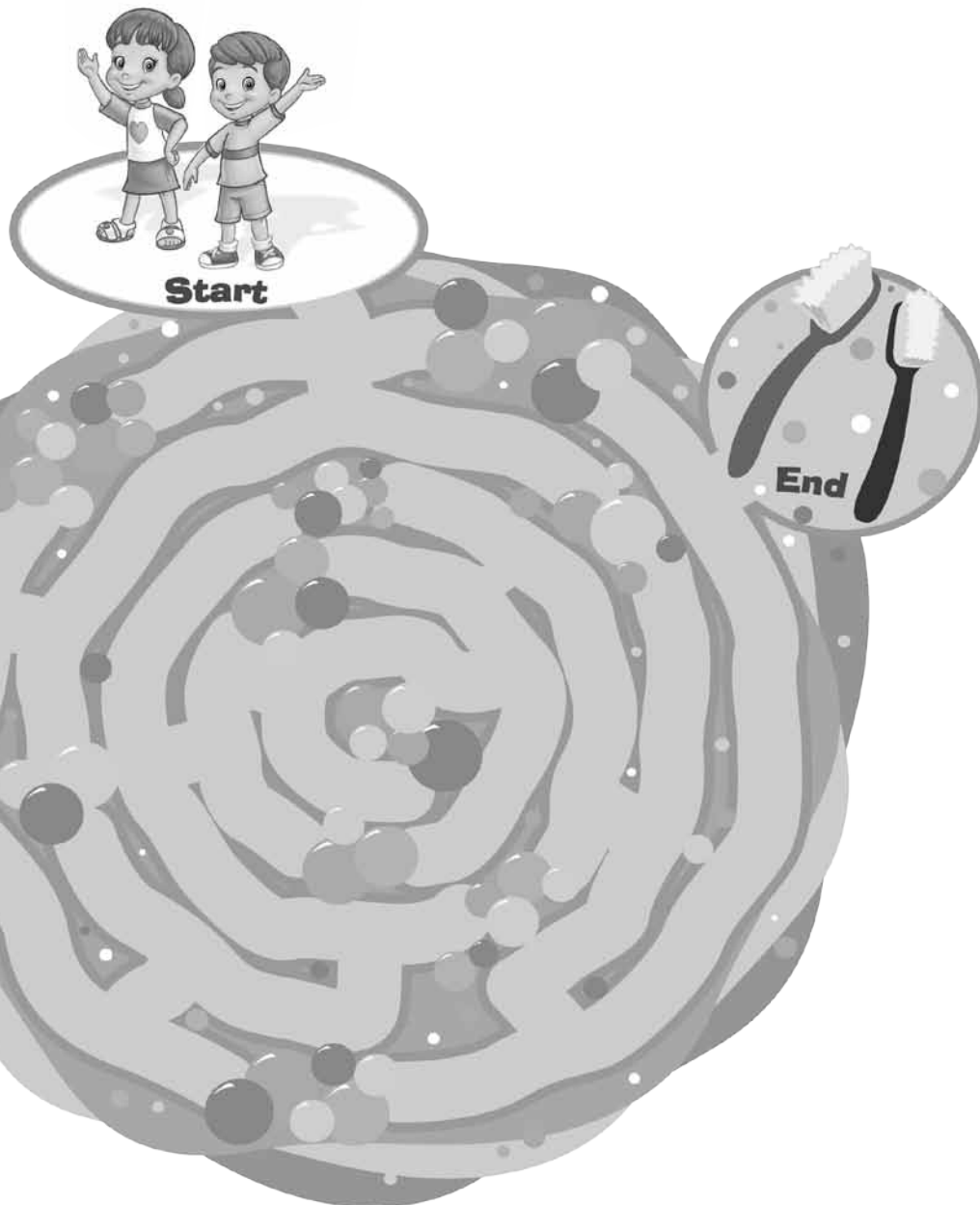


Visit BozTheBear.com

MOPPETS

Name: _____

Scrubbly, Bubbly Clean



God made me.
(based on Genesis 1:27)




Visit BozTheBear.com



Name: _____

Clean Bill of Health

God wants us to keep our bodies healthy. We can do that by eating right, getting clean, and staying active. Trace the line between the pairs of each healthy activity.



God made me.
(based on *Genesis 1:27*)



Visit BozTheBear.com



BOZ

TREEHOUSE TIME!

Scrubbly Bubbly Clean!

Gathering Rhyme

It's *Treehouse Time!* for you and me
So jump up high, count 1, 2, 3
Next clap your hands, then spin around
(whisper) Now please sit down without a sound

BOZ Bag

Use a color printer to reproduce the BOZ bag image available online at www.BozTheBear.com/moppets. Attach the image to a pillowcase or cloth bag.

Insert items used to keep a baby clean. You might consider using a baby washcloth, a clean diaper, baby shampoo and a hooded towel. After all the items have been removed and identified, ask children to help you put them in the order they would be used to bathe a baby. Ask, "What would we use first? What would we need next?"

*Even young children
feel very grown-up when
thinking all the way back to
when they were babies!*



Visit BozTheBear.com

MOPPETS

BOZ

TREEHOUSE TIME!™



Scrubby Bubbly Clean!

Activities



Option 1: Starting the Day (Song)

Sing to the tune of "Here We Go Round the Mulberry Bush."
Add appropriate actions.



What do we use to wash our hands
Wash our hands, wash our hands
What do we use to wash our hands
So early in the morning

Let's all use some bubbly soap
Bubbly soap, bubbly soap
Let's all use some bubbly soap
So early in the morning

What do we use to clean our teeth
Clean our teeth, clean our teeth
What do we use to clean our teeth
So early in the morning

Let's all use a big toothbrush
A big toothbrush, a big toothbrush
Let's all use a big toothbrush
So early in the morning

What do we use to fix our hair
Fix our hair, fix our hair
What do we use to fix our hair
So early in the morning


Let's all use a comb and brush
Comb and brush, comb and brush.
Let's all use a comb and brush
So early in the morning



exclaim

Visit BozTheBear.com

MOPPETS



BOZ



TREEHOUSE TIME!



Scrubby Bubbly Clean!

Activities

Option 2: It Feels Good To Be Clean! (Guessing Game)

Gather a brush, comb, toothbrush, toothpaste, bar of soap, box of tissues, bottle of shampoo, feather duster, sponge, washcloth and other self-care items or cleaning tools that will fit in a large brown grocery bag.

Then say, "It feels good to be clean.
Without peeking, reach in the bag and pull out what you find."
After the child identifies the item and removes it from the bag, discuss who uses the item and how it is used.

Throughout the group discussion, repeat the theme that "God created our bodies, and he wants us to take care of them."

Ask children to sort the items into two piles: items used to keep people clean and items used to keep other things clean.

Encourage children to think creatively as you talk about five things you can wash squeaky clean:

- in a bathtub.
- with a hose.
- in a sink.



Visit BozTheBear.com



BOZ

TREEHOUSE TIME!™

Scrubbly Bubbly Clean!

Activities

Option 3: Getting Clean (Interactive Rhymes/Songs)

My Body:

God gave me a great body (stretch out arms)
I like to keep it clean (pretend to wash body)
I wash myself all over
I am a clean machine (show muscles)

Sudsy:

(Sing to the tune of "Row, Row, Row Your Boat.")

Soap, soap, soap my hands (scrub hands)
Scrub them really well
Rinse, rinse, rinse away (shake off water)
They're clean, I can tell (inspect hands)

Washing:

I use soap to wash and scrub (wash body)
Then I climb out of the tub (climb out)
Rubbing dry is lots of fun (dry with towel)
It feels good when I am done (big smile)



Visit BozTheBear.com



BOZ

TREEHOUSE TIME!™



Scrubby Bubbly Clean!

Crafts

Option 1: Toothbrush Painting

Supplies needed:

- old toothbrush
- construction paper
- masking tape
- washable paint
- old kitchen strainer
- newspapers
- scissors

Cover a table with newspaper or a plastic cover.

Cut out a spring flower from construction paper.

(Older MOPPETS can cut out a shape that has been traced.)

Put a small piece of masking tape on the back of the shape. Position shape on paper.

Place the strainer over the paper.

Dip the toothbrush in paint and brush it across the strainer so that paint sprays the shape and the paper.

Repeat using other colors.

Remove the strainer and the shape.

Suggest children take their toothbrush paintings to their next dentist visit.



Visit BozTheBear.com

MOPPETS

BOZ

TREEHOUSE TIME!™



Scrubbly Bubbly Clean!

Crafts

Option 2: Achoo!

Ask each child to draw a face on a small paper plate. Tape a tissue over the mouth. Talk about using a tissue. Practice catching a sneeze in your elbow.

Option 3: Outdoor Bubbles

To make a bubble solution, dump 4 cups water, 1 cup dish soap (not dishwasher detergent) and 1/4 cup corn syrup into a flat pan.

To make a wand, bend one pipe cleaner into a round shape. Attach another pipe cleaner for the handle. Children can also blow bubbles using slotted spoons, fly swatters, plastic berry baskets, cookie cutters and mason jar lid rings attached to sticks with yarn.



Use bubbles in a large outdoor area with a grassy surface, away from flowering shrubs or trees.



Visit BozTheBear.com

MOPPETS

BOZ

TREEHOUSE TIME!™



Scrubbly Bubbly Clean!


Snack



Scrubbly Bubbly Beverages

Combine any type of lemon-lime soda with orange juice in a cup.
Add a spoonful of rainbow sherbet and watch the beverage bubble up!

Or, invite children to make their own root beer floats.
Drop a spoonful of vanilla ice cream into a cup.
Slowly pour root beer onto the ice cream.



Consider using caffeine-free beverages for these snacks.



Visit BozTheBear.com

MOPPETS

BOZ

TREEHOUSE TIME!™

Scrubbly Bubbly Clean!

BOZ Video Presentation

You will need: BOZ Treehouse Time! DVD #1, a television and a DVD player.



Select and play

Scrubbly Bubbly Clean!

Running Time: 13:56

?

pre-viewing question

BOZ, the green bear, is going to help his friends clean up.
What do you think they will clean?
Let's watch and find out.

?

post-viewing questions

What did BOZ and his friends clean?
What was the dirtiest thing they cleaned?
How do you make soap suds?

exclaim

Visit BozTheBear.com

MOPPETS

15

BOZ

TREEHOUSE TIME!™

Scrubbly Bubbly Clean!

BOZ Books & Music CDs

Additional BOZ resources

Good Morning BOZ

(BOZ and his friends begin the day with thankful hearts and healthy bodies.)

?

pre-reading question

After BOZ wakes up, he has a busy morning.
Let's listen to find out what BOZ does.

?

post-reading questions

What does BOZ clean in the morning?
Why does BOZ thank God?

Use the book with the song "Open Your Eyes to God's Surprise" (1:58) from BOZ's Treehouse Tunes #1

Good Night BOZ

(BOZ and his friends get squeaky clean and thank God for the blessings of the day.)

?

pre-reading question

What do you do before going to bed at night?
Let's listen to find out what BOZ does.

?

post-reading questions

What does BOZ clean before bedtime?
Why does BOZ pray to God before falling asleep?

Use the book with the song "End Each Day in a Tidy Way" (1:55) from BOZ's Treehouse Tunes #2



BOZ Treehouse Tunes #2

Use the song "Fun in the Tub" (1:36)



exclaim!

Visit BozTheBear.com

MOPPETS

BOZ

TREEHOUSE TIME!™

Scrubbly Bubbly Clean!

Closing Prayer

BOZ Treehouse Time! is done today
But now before we end our play
We fold our hands and then we say
"Thank you, dear God, for this great day"

Thank you, God, for giving me a wonderful body.
Help me to take good care of it.
Amen.



Visit BozTheBear.com

MOPPETS