


BOZ

TREEHOUSE TIME!™

A Carnival of Counting!



**BOZ
Buzz!**


To share with moms in advance of this lesson

Counting God's blessings is the next theme for *BOZ Treehouse Time!* at MOPPETS. To introduce this topic, please look for ways to practice counting (spoons at the dinner table, hangers in the closet, toys to clean up!) with your child.



Visit BozTheBear.com

MOPPETS



TREEHOUSE TIME!

A Carnival of Counting!

Introducing *Treehouse Time!*

BOZ Treehouse Time! encourages young children to discover God's world through play-based, faith-focused activities. The interactive learning experiences will help children know and love God.

Because many younger children are not enrolled in a formal program for learning, MOPPETS is their "school." Ideas and activities in *Treehouse Time!* are developmentally appropriate for children under the age of 6. This includes the selective use of interactive media to extend children's active engagement as they explore, create, learn and imagine.

Young children gain a great deal of security from routine, so develop a logical pattern that can be used for each session, even if adult leaders rotate.

The lesson elements are designed to be flexible, so feel free to establish a routine that works best for your group.


For example, after children are checked in, you might follow this plan:

- * After the children have arrived, say "It's *Treehouse Time!* Come and sit down in front of me on the rug."
- * Look in the BOZ bag. Use children's responses to extend the conversation about the object or theme. Introduce the memory verse during this opening discussion.
- * Do the activity rhyme.
- * Show the video.
- * Do a craft.
- * Children float back into free play after completing the craft.
- * Pray and then serve the snack.
- * Do the activity rhyme.
- * Read a book.
- * Say the closing prayer.
- * End with the *BOZ Treehouse Time!* rhyme.



Visit BozTheBear.com





TREEHOUSE TIME!



A Carnival of Counting!

Lesson Guide

Lesson Overview

Key points and concepts of your lesson

Let's Get Ready!

Options to help you set the stage for your lesson, including themed coloring/activity sheets!

Gathering Rhyme

Initial callout that *BOZ Treehouse Time!* is beginning

BOZ Bag

A fun group participation guessing game to introduce the lesson's theme

Activities

Options for theme-based activities, including interactive songs, stories and poems

Crafts

Make-and-take crafts that help extend the lesson

Snacks

Simple, easy-to-prepare options that reinforce the lesson theme or season

BOZ Video Presentation

Engaging theme-based BOZ video episode, along with pre-viewing and follow-up questions to emphasize theme


Closing Prayer

Easy-to-learn closing verse and brief prayer for the end of each session



Visit BozTheBear.com





TREEHOUSE TIME!

A Carnival of Counting!

Lesson Overview

Just for You

Our lives overflow with so many blessings, sometimes we forget to count them. Yet that is where we can begin to help children move from sheer rote counting, in which they merely repeat a line of numbers, to understanding one-to-one correspondence. This is the fundamental early learning math skill that matches numerals with objects.

Memory Verse

God gives me many good things.
(from 2 Corinthians 9:15)

Biblical Concept

God gives us many blessings.


Concept in Action

I can count!



Visit BozTheBear.com





TREEHOUSE TIME!



A Carnival of Counting!

Let's Get Ready!

Suggestions and ideas to help get your room, space or table ready.

Ask early-arriving children to help decorate the room with streamers to create an end-of-the-year carnival atmosphere.

Set up simple games:

Ring toss: Make circles out of pipe cleaners and toss them onto a plastic 2-liter bottle weighted with rocks or sand.

Beanbag toss: Fill mismatched tube socks with dry rice or beans; make a knot at the end of the sock to close. Use an empty basket or plastic bin for the target.


Bowling: Use clean, empty round food canisters or plastic 2-liter bottles for bowling pins. To mark locations for the "pins," use masking tape to make X's on the floor.

Hopscotch: Create a pattern on the floor with masking tape.

Make a balance beam using a wide board and two bricks. (Carefully supervise children while they're doing this activity.)

Turn a small, plastic wading pool into a fishpond. Cut 10 fish out of construction paper. Write a number from zero to 10 on each fish. Tape a large metal paper clip to each fish. For the fishing pole, tie a string with a large magnet on the end onto a yardstick. Ask children to identify the number on the fish they catch.

As children enter, invite them to explore the various activity centers.



The following coloring/activity pages can be printed and copied for your MOPPETS.




Visit BozTheBear.com



Name: _____

Calling Jesus

Jesus wants you to talk to him anywhere and anytime, morning, noon, or night. Connect the dots to find out who is praying and then color the sun, moon, and stars.



God gives me many good things.
(from 2 Corinthians 9:15)



Visit BozTheBear.com

MOPPETS

Name: _____

Counting Friends

Jesus is with you and your friends when you play. Add some color to these friends.

How many friends are in this picture? _____




God gives me many good things.
(from 2 Corinthians 9:15)



Visit BozTheBear.com

MOPPETS



TREEHOUSE TIME!



A Carnival of Counting!

Gathering Rhyme

It's *Treehouse Time!* for you and me
So jump up high, count 1, 2, 3
Next clap your hands, then spin around
(whisper) Now please sit down without a sound

BOZ Bag


Use a color printer to reproduce the BOZ bag image available online at www.BozTheBear.com/moppets. Attach the image to a pillowcase or cloth bag.

Insert three sets of five objects: five pencils, five erasers, five puzzle pieces, five washcloths, five spools of thread, etc. As children pull out the objects, have them sort the objects so that similar ones are grouped together. Then ask, "What is the same about all of these groups?" (If they don't guess that all the groups have five objects, count together the number of objects in each group.) Say, "Today we're going to talk about numbers."



Visit BozTheBear.com

MOPPETS



TREEHOUSE TIME!



A Carnival of Counting!

Activities

Option 1: Action Counting (Rhyme)

One little child jumps off the ground
Then sits down without a sound

Two little children lean down low
Then sit down so nice and slow

Three little children jump up high
Flap their arms, fly to the sky

All little children stand and say
"Let's have fun at MOPS today"

Option 2: Hide-and-Seek Numbers (Game)

Print a single number from zero to 10 on individual index cards or use magnetic numbers or numbered pieces from a puzzle.


Lay out three numbers. Then take one away. Ask the children, "Which number is missing?" Increase the number of items you lay in front of the children.

This is a fun way to practice numeral recognition and visual memory skills.



Visit BozTheBear.com

MOPPETS



TREEHOUSE TIME!

A Carnival of Counting!

Activities

Option 3: Number Fun (Game)

1. Write a numeral on an index card. Put the card in a box. Ask a child to peek inside the box, then close the box. Say, "Show us how many times to clap." After listening, everyone copies the clap. The child who drew the card then pulls the card out of the box to show the number.

This game links the physical act of counting with correct numerals.

2. For younger children, play "number whisper." Whisper a number to a child. Ask the child to clap that many times.

3. Say, "God created people with 10 of these. What am I thinking of?"

"God created monkeys with one of these.

What am I thinking of?"

"God created cows with four of these.

What am I thinking of?"

"God created dogs with two of these.

What am I thinking of?"

"God created people with one of these.

What am I thinking of?"


Some of these questions have several correct responses. For example, monkeys have one nose and one tail. Encourage that type of creative thinking.

4. Print a single numeral from zero to 10 on paper plates. Ask children to line up the plates in order.



Visit BozTheBear.com





TREEHOUSE TIME!



A Carnival of Counting!

Crafts

Option 1: Picture Frame

Cut a piece of cardboard larger than the MOPPETS group photograph taken last month. (The inside of an empty tissue box works well.) Trace around the photo. Draw a large "X" where the photo will be. Invite children to make a border around the "X" using stickers, markers or other age-appropriate decorative items. After children have completed the border, tape the photo into the center of the frame.

Use removable tape so the photo can easily be removed from the frame, if desired.


Option 2: Number Crowns

Cut strips of paper long enough to reach around a child's head, then invite children to decorate the paper using foam stickers and glitter glue. They can also write their age on the crowns. Tape together the ends of the crowns.



Visit BozTheBear.com

MOPPETS



TREEHOUSE TIME!



A Carnival of Counting!

Crafts

Option 3: Creative Cans

As MOPPETS and Crafts/Creative Activities leaders tidy storage areas in preparation for the end of the year, many find various bits of leftover craft scraps. Sort through the pipe cleaners, googly eyes, fabric bits, yarn, papers and feathers, putting a variety of items into a plastic container (washed, plastic containers from the grocery-store deli work well) for each child's personal "treasure box." If you have limited leftovers, ask children's ministry workers at church for their scraps.

Cover the table with plastic.

Set out glue, a paper punch and scissors. Older children might enjoy using decorative edge scissors.


Give each child a container and something on which to glue the leftover items; cardboard, food trays or heavy paper work well as a collage base.

*Bits and pieces of the
2013-2014 year of MOPPETS
will be represented in this
creative craft.*



Visit BozTheBear.com





TREEHOUSE TIME!



A Carnival of Counting!

Snack

Fill a large bowl with small, fish-shaped crackers. Give each child a small paper plate. During this action story, children should do the activity as indicated and count out the crackers on their plates. They can eat the crackers each time the tadpole in the story opens his mouth.

Theodore was a tiny tadpole.

And Theodore was hungry.

When he saw a goldfish (put one on plate) swim by, he opened his mouth (children open their mouths) and gobbled up the goldfish. Yum (children rub their tummies).

The next day, Theodore was hungrier.

When he saw two goldfish (put two on plate) swim by, he opened his mouth (children open their mouths) and gobbled up the goldfish. One, two. Yum, yum (children rub their tummies).

The following day was Wednesday. Theodore was even hungrier.

When he saw three goldfish (put three on plate) swim by, he opened his mouth (children open their mouths) and gobbled up the goldfish. One, two, three. Yum, yum, yum (children rub their tummies).

On Thursday, Theodore was really, really hungry.

When Theodore saw four goldfish (put four on plate) swim by, he opened his mouth (children open their mouths) and gobbled up the goldfish. One, two, three, four. Yum, yum, yum, yum (children rub their tummies).

On Friday, Theodore was starving.

He had never been so hungry.

He was also not a very little tadpole anymore.

All those yummy goldfish had helped him grow bigger.

Now, his tummy was bigger, too.

So when five little goldfish (put five on plate) swam by, he opened his mouth (children open their mouths) and gobbled up the goldfish. One, two, three, four, five. Yum, yum, yum, yum, yum (children rub their tummies).

At the end of the story, ask, "What do you think will happen next to Theodore the tadpole?"


"What happens to tadpoles when they grow up?"

"What will you be when you grow up?"



Visit BozTheBear.com





TREEHOUSE TIME!

A Carnival of Counting!

BOZ Video Presentation

You will need: BOZ Treehouse Time! DVD #1, a television and a DVD player.



Select and play

A Carnival of Counting!

Running Time: 14:21

?

pre-viewing questions

BOZ goes to a carnival in his backyard.

What is a carnival?

BOZ gets 10 game tickets.

Which games do you think he plays?

?

post-viewing questions

What did BOZ win?


Which games would you play at a carnival?

What snacks would you eat at a carnival?



Visit BozTheBear.com





TREEHOUSE TIME!



A Carnival of Counting!

BOZ Books

Additional BOZ resources

Count Your Blessings!

(In this book, BOZ counts everyday blessings, ending with the crickets that chirp a bedtime lullaby.)

?

pre-reading question

In our story today, BOZ counts things he sees every day.
What do you think he counts?



?

post-reading questions

What did BOZ count?
What could we count in this room?



Visit BozTheBear.com



TREEHOUSE TIME!

A Carnival of Counting!

Closing Prayer

BOZ Treehouse Time! is done today
But now before we end our play
We fold our hands and then we say
"Thank you, dear God, for this great day"

Thank you, God, for all the fun we've had at MOPPETS this year.
Thank you for our wonderful friends. We love you.
Amen.



Visit BozTheBear.com

MOPPETS